









STUMP GRINDER FC



FAST AND EFFECTIVE, THIS ATTACHMENT GRINDS STUMPS AND WOOD EVEN IN DEPTH; THE SHREDDING WHEEL SWINGS FROM SIDE TO SIDE AND GRADUALLY EATS INTO THE STUMP UNTIL IT HAS BEEN COMPLETELY ELIMINATED. THE DIRECT DRIVE WITH PISTON MOTOR DELIVERS THE HIGHEST CUTTING SPEED AND THUS OPTIMAL PRODUCTIVITY AND EFFICIENCY. THE TUNGSTEN CARBIDE TEETH ARE EXTREMELY TOUGH.

SPECIALLY DESIGNED FOR EXCAVATORS FROM 1.5 TO 13 TONNES IN THREE DIFFERENT MODELS, THIS STUMP GRINDER CAN ALSO BE USED ON DIFFICULT GRADIENTS. IDEAL FOR GRINDING EVEN STUMPS WITH PROBLEMATIC ACCESS, SUCH AS THOSE IN GARDENS AND PARKS. AN AGILE SOLUTION FOR GRINDING STUMPS OF ANY SIZE.



| | TONS (LB) | 1,5 - 4 (3306 - 8818) | 4 - 8 (8818 - 17637) | 8 - 13 (17637 - 28660) |
|---------------------------------------------------------------------------------------------------|-----------------|-----------------------|----------------------|------------------------|
| MOD. | | FC11 | FC21 | FC31 |
| A | MM (IN) | 650 (25,59) | 800 (31,49) | 1300 (51,18) |
| B | MM (IN) | 500 (19,68) | 550 (21,65) | 650 (25,59) |
| C | MM (IN) | 500 (19,68) | 750 (29,52) | 880 (34,64) |
| | KG (LB) | 80 (176,37) | 120 (264,55) | 150 (330,69) |
|  W/O COUPLER | BAR (PSI) | 250 (3625,94) | 250 (3625,94) | 250 (3625,94) |
|  PRESSURE | BAR (PSI) | 7 (101,52) | 7 (101,52) | 7 (101,52) |
|  BACKPRESSURE | MAX. | 25 (6,60) | 40 (10,56) | 80 (21,13) |
|  OIL FLOWRATE | L/MIN (GAL/MIN) | 360 (14,17) | 450 (17,71) | 600 (23,62) |
|  WHEEL DIAMETER | MM (IN) | 16 | 20 | 28 |
| TEETH | N. | 16 | 20 | 28 |